

# **10-414/714 – Deep Learning Systems: Algorithms and Implementation**

## **Hardware Acceleration**

Fall 2022

J. Zico Kolter and Tianqi Chen (this time)

Carnegie Mellon University

# Outline

General acceleration techniques

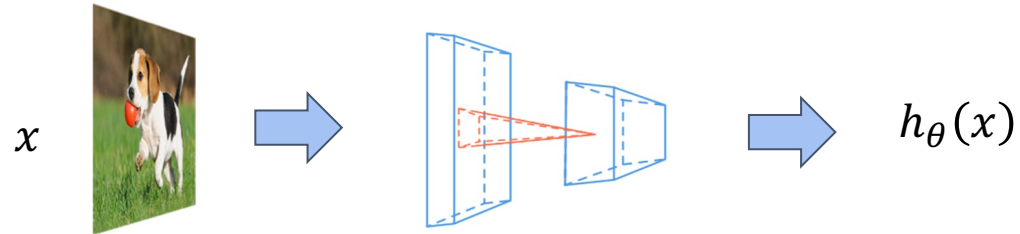
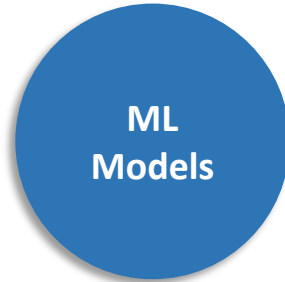
Case study: matrix multiplication

# Outline

General acceleration techniques


Case study: matrix multiplication

# Layers in machine learning frameworks



Computational graph

Tensor linear algebra libraries



# Vectorization

Adding two arrays of length 256

```
void vecadd(float* A, float *B, float* C) {  
    for (int i = 0; i < 64; ++i) {  
        float4 a = load_float4(A + i*4);  
        float4 b = load_float4(B + i*4);  
        float4 c = add_float4(a, b);  
        store_float4(C + i* 4, c);  
    }  
}
```

Additional requirements: memory (A, B, C) needs to be aligned to 128 bits

# Data layout and strides

Question: how to store a matrix in memory

Row major:  $A[i, j] \Rightarrow \text{Adata}[i * \text{A.shape}[1] + j]$

Column major:  $A[i, j] \Rightarrow \text{Adata}[j * \text{A.shape}[0] + i]$

Strides format:  $A[i, j] \Rightarrow \text{Adata}[i * \text{A.strides}[0] + j * \text{A.strides}[1]]$

# Discussion about strides

**Advantages:** can perform transformation/slicing in zero copy way

- Slice: change the begin offset and shape
- Transpose: swap the strides
- Broadcast: insert a stride equals 0

**Disadvantages:** memory access becomes not continuous

- Makes vectorization harder
- Many linear algebra operations may require compact the array first

# Parallelization

```
void vecadd(float* A, float *B, float* C) {  
    #pragma omp parallel for  
    for (int i = 0; i < 64; ++i) {  
        float4 a = load_float4(A + i*4);  
        float4 b = load_float4(B + i*4);  
        float4 c = add_float4(a, b);  
        store_float4(C * 4, c);  
    }  
}
```

Executes the computation on multiple threads



# Outline

General acceleration techniques

Case study: matrix multiplication

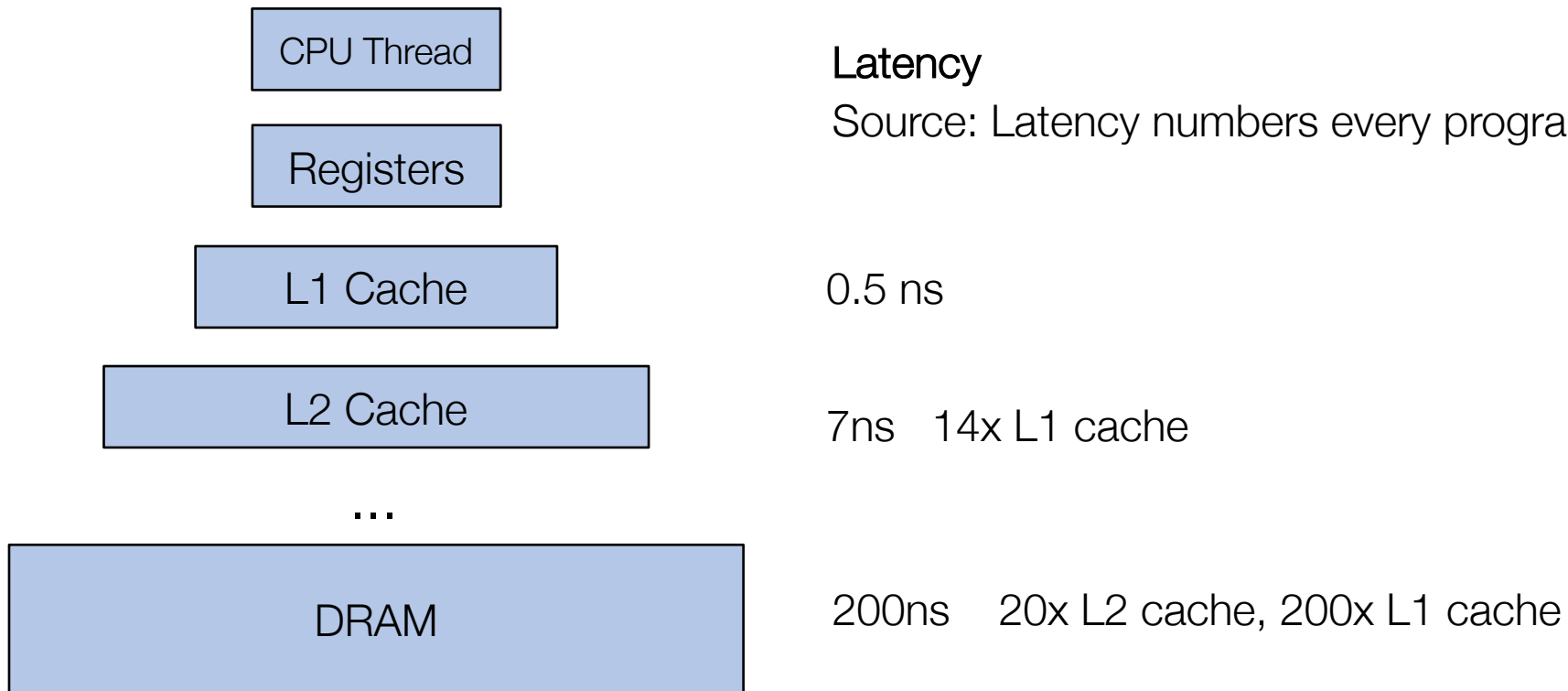
# Vanilla matrix multiplication

Compute  $C = \text{dot}(A, B.T)$

```
float A[n][n], B[n][n], C[n][n];  
  
for (int i = 0; i < n; ++i)  
    for (int j = 0; j < n; ++j) {  
        C[i][j] = 0;  
        for (int k = 0; k < n; ++k) {  
            C[i][j] += A[i][k] * B[j][k];  
        }  
    }  
}
```

$O(n^3)$

# Memory hierarchy on modern CPUs



## Latency

Source: Latency numbers every programmer should know

# Architecture aware analysis

```
dram float A[n][n], B[n][n], C[n][n];
for (int i = 0; i < n; ++i) {
    for (int j = 0; j < n; ++j) {
        register float c = 0;
        for (int k = 0; k < n; ++k) {
            register float a = A[i][k];
            register float b = B[j][k];
            c += a * b;
        }
        C[i][j] = c;
    }
}
```

A's dram->register time cost:  $n^3$

B's dram->register time cost:  $n^3$

A's register memory cost : 1

B's register memory cost : 1

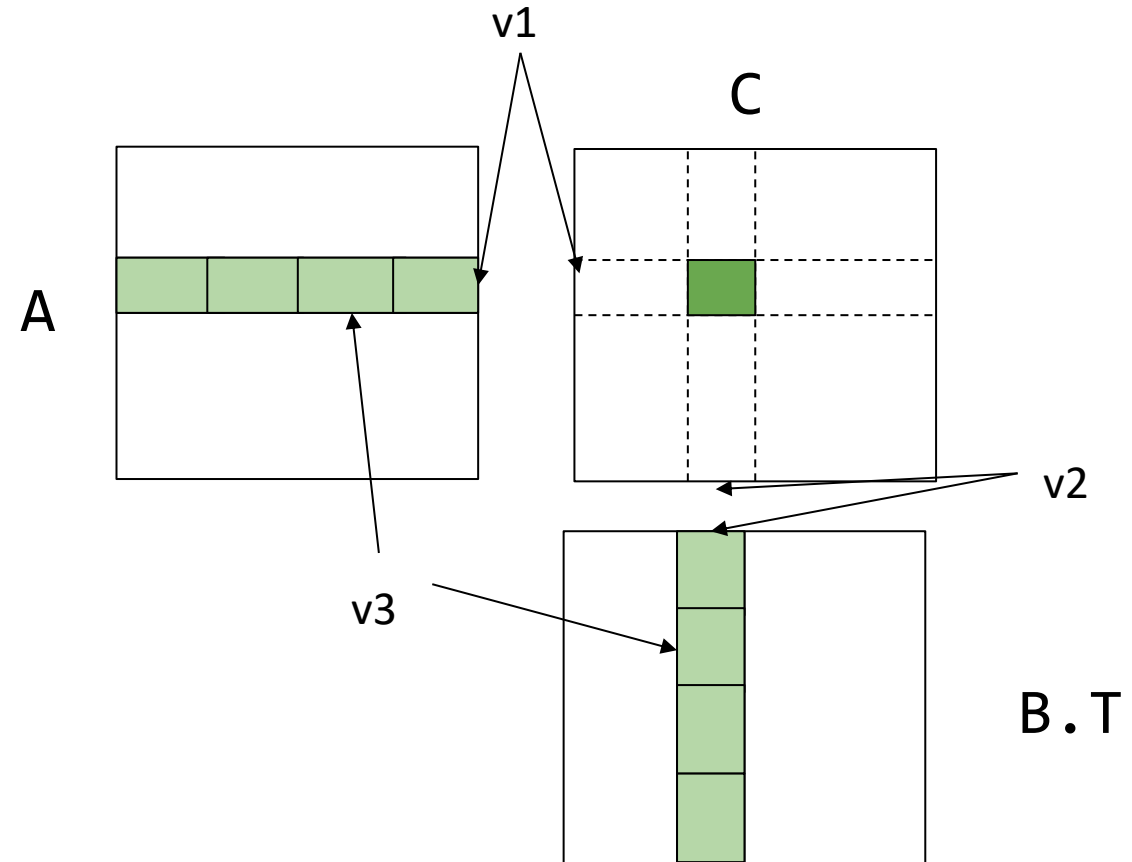
C's register memory cost : 1

**Load cost:**  $2 * \text{dramspeed} * n^3$

**Register cost:** 3

# Register tiled matrix multiplication

```
dram float A[n/v1][n/v3][v1][v3];  
dram float B[n/v2][n/v3][v2][v3];  
dram float C[n/v1][n/v2][v1][v2];  
  
for (int i = 0; i < n/v1; ++i) {  
    for (int j = 0; j < n/v2; ++j) {  
        register float c[v1][v2] = 0;  
        for (int k = 0; k < n/v3; ++k) {  
            register float a[v1][v3] = A[i][k];  
            register float b[v2][v3] = B[j][k];  
            c += dot(a, b.T);  
        }  
        C[i][j] = c;  
    }  
}
```



# Register tiled matrix multiplication

```
dram float A[n/v1][n/v3][v1][v3];
dram float B[n/v2][n/v3][v2][v3];
dram float C[n/v1][n/v2][v1][v2];

for (int i = 0; i < n/v1; ++i) {
    for (int j = 0; j < n/v2; ++j) {
        register float c[v1][v2] = 0;
        for (int k = 0; k < n/v3; ++k) {
            register float a[v1][v3] = A[i][k];
            register float b[v2][v3] = B[j][k];
            c += dot(a, b.T);
        }
        C[i][j] = c;
    }
}
```

A's dram->register time cost:  $n^3/v2$

B's dram->register time cost:  $n^3/v1$

A's register memory cost:  $v1*v3$

B's register memory cost:  $v2*v3$

C's register memory cost:  $v1*v2$

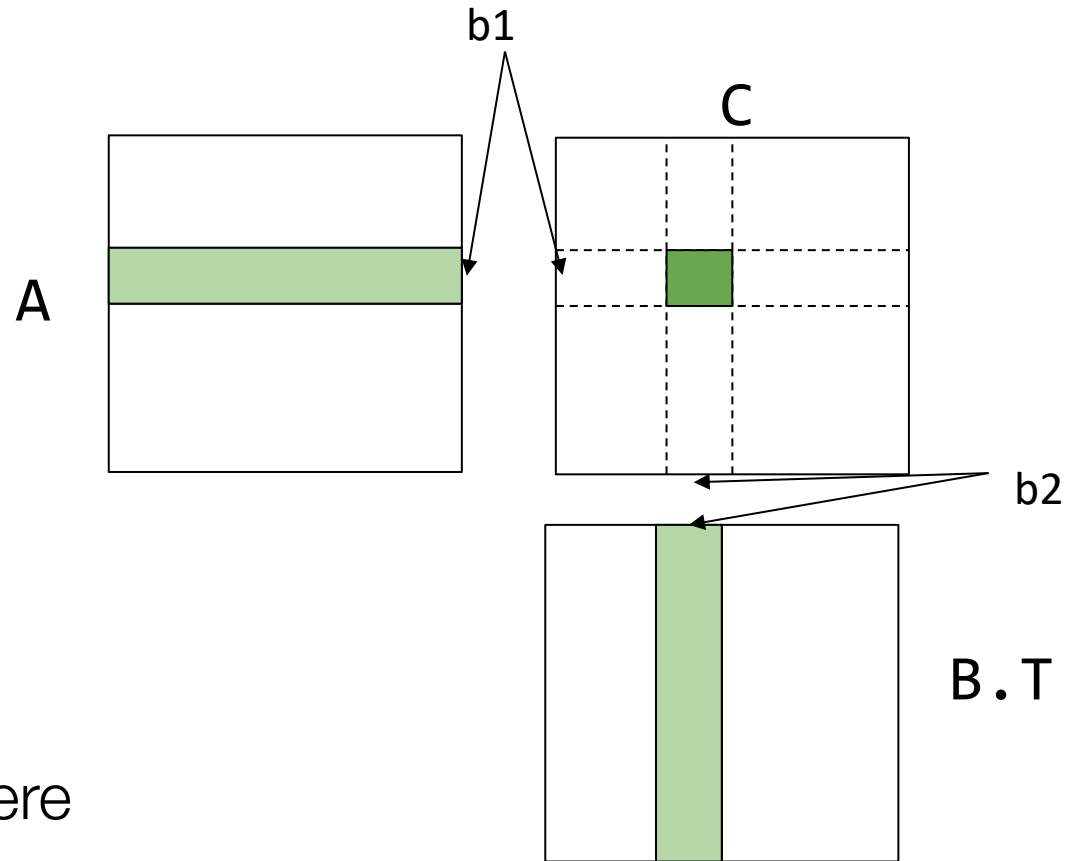
**load cost:**  $\text{dramspeed} * (n^3/v2 + n^3/v1)$

**Register cost:**  $v1*v3 + v2*v3 + v1*v2$

# Cache line aware tiling

```
drum float A[n/b1][b1][n];  
drum float B[n/b2][b2][n];  
drum float C[n/b1][n/b2][b1][b2];  
for (int i = 0; i < n/b1; ++i) {  
  l1cache float a[b1][n] = A[i];  
  for (int j = 0; j < n/b2; ++j) {  
    l1cache b[b2][n] = B[j];  
  
    C[i][j] = dot(a, b.T);  
  }  
}
```

Sub-procedure, can apply register tiling here



# Cache line aware tiling

```
dram float A[n/b1][b1][n];
dram float B[n/b2][b2][n];
dram float C[n/b1][n/b2][b1][b2];
for (int i = 0; i < n/b1; ++i) {
    l1cache float a[b1][n] = A[i];
    for (int j = 0; j < n/b2; ++j) {
        l1cache b[b2][n] = B[j];

        C[i][j] = dot(a, b.T);
    }
}
```

A's dram->l1 time cost:  $n^2$

B's dram->l1 time cost:  $n^3 / b1$

## Constraints:

- $b1 * n + b2 * n < \text{l1 cache size}$
- To still apply register blocking on dot
  - $b1 \% v1 == 0$
  - $b2 \% v2 == 0$



# Putting it together

```
dram float A[n/b1][b1/v1][n][v1];
dram float B[n/b2][b2/v2][n][v2];

for (int i = 0; i < n/b1; ++i) {
  l1cache float a[b1/v1][n][v1] = A[i];
  for (int j = 0; j < n/b2; ++j) {
    l1cache b[b2/v2][n][v2] = B[j];
    for (int x = 0; x < b1/v1; ++x)
      for (int y = 0; y < b2/v2; ++y) {
        register float c[v1][v2] = 0;
        for (int k = 0; k < n; ++k) {
          register float ar[v1] = a[x][k][:];
          register float br[v2] = b[y][k][:];
          C += dot(ar, br.T)
        }
      }
  }
}
```

**load cost:**

$l1speed * (n^3/v2 + n^3/v1) +$   
 $dramspeed * (n^2 + n^3/b1)$

# Key insight: memory load reuse

```
dram float A[n/v1][n/v3][v1][v3];  
dram float B[n/v2][n/v3][v2][v3];  
dram float C[n/v1][n/v2][v1][v2];
```

a get reused v2 times  
b get reused v1 times

```
for (int i = 0; i < n/v1; ++i) {  
    for (int j = 0; j < n/v2; ++j) {  
        register float c[v1][v2] = 0;  
        for (int k = 0; k < n/v3; ++k) {  
            register float a[v1][v3] = A[i][k];  
            register float b[v2][v3] = B[j][k];  
            c += dot(a, b.T);  
        }  
        C[i][j] = c;  
    }  
}
```

A's dram->register time cost:  $n^3/v2$   
B's dram->register time cost:  $n^3/v1$

# Common reuse patterns

```
float A[n][n];  
float B[n][n];  
float C[n][n];
```

```
C[i][j] = sum(A[i][k] * B[j][k], axis=k)
```

Access of A is independent of j,  
tile the j dimension by v enables reuse of A for v times.

# Discuss: possible reuse pattern in convolution

```
float Input[n][ci][h][w];  
float Weight[co][ci][K][K];  
float Output[n][co][h][w];
```

```
Output[b][co][y][x] =  
    sum(Input[b][k][y+ry][x+rx] *  
        Weight[co][k][ry][rx], axis=[k, ry, rx])
```

# Outline

General acceleration techniques

Case study: matrix multiplication